

COMPOSITE EMBEDMENT ANGLE




Bedford Reinforced Plastics' fiberglass embedment angle is manufactured with premium grade vinylester fire retardant resin. It is compatible with all Bedford Reinforced Plastics standard sizes of molded and pultruded grating, and has continuous anchor incorporated into the design to eliminate the need for additional anchors.

Bedford Reinforced Plastics' Fiberglass Embedment Angle is available in dark gray and is stocked in 20' lengths.

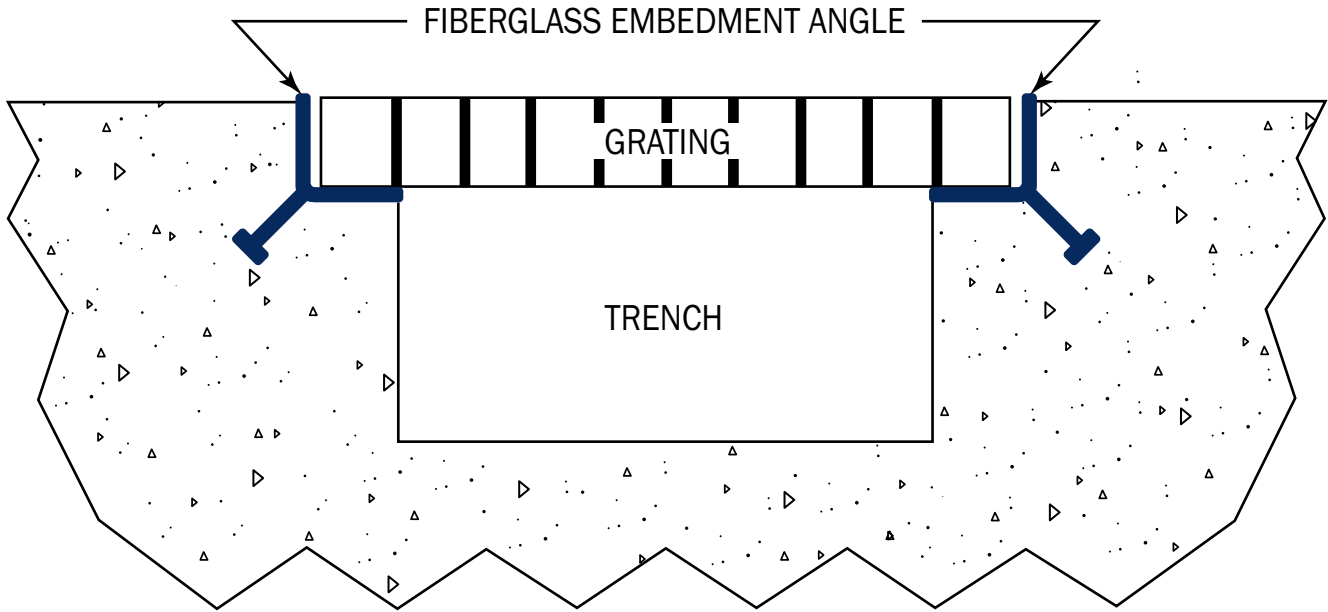
Features

- Corrosion Resistant
- Non-Conductive
- UV Stable
- Fire Retardant
- High Strength
- Easy to Install

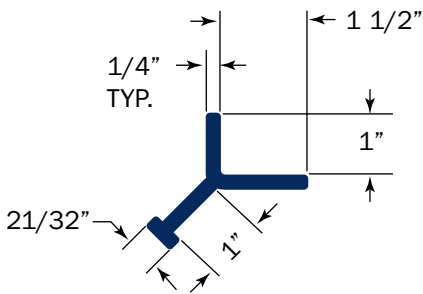


264 Reynoldsdale Road | Bedford PA 15522-7401 USA
Phone: 814-623-8125 | FAX: 814-623-6032 | frpsales@bedfordplastics.com

www.bedfordplastics.com

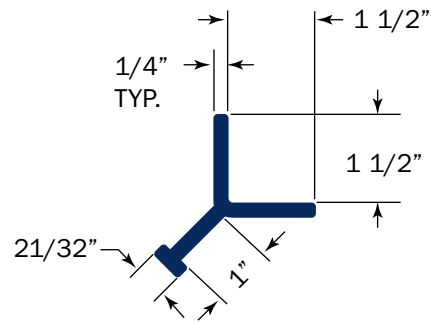


1" Embedment Angle



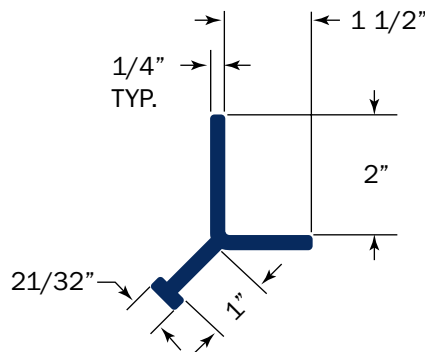
WEIGHT .95/ft.

1 1/2" Embedment Angle



WEIGHT 1.1/ft.

2" Embedment Angle



WEIGHT 1.2/ft.



264 Reynoldsdale Road | Bedford PA 15522-7401 USA

Phone: 814-623-8125 | FAX: 814-623-6032

email: frpsales@bedfordplastics.com